



Fortune-Teller

Now that you've completed this book with answers and activities about many of the Who Was? historical figures, let's find out who YOU will be when you grow up!

Use the fortune-teller to learn your future!

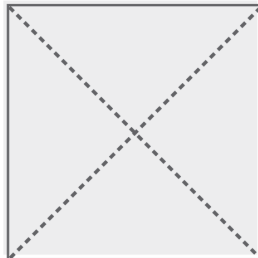
A fortune-teller wheel divided into eight segments. The segments are arranged in a diamond shape. The top segment is labeled 'PRESIDENT OF THE UNITED STATES' with the year '1862' on the left and '1933' on the right. The right segment is labeled 'FAMOUS ATHLETE' with the year '1964' on the right. The bottom segment is labeled 'BEST-SELLING AUTHOR' with the year '2021' on the right and '2004' on the left. The left segment is labeled 'YOU WILL HAVE MANY SUCCESSSES. WHY STOP AT ONE?' with the year '1907' on the left. The bottom-left segment is labeled 'ART' with the year '1776' on the left. The bottom-right segment is labeled 'SPORTS' with the year '1999' on the right. The top-left segment is labeled 'MUSIC' and the top-right segment is labeled 'POLITICS'.



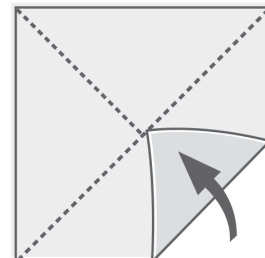
Fortune-Teller Instructions



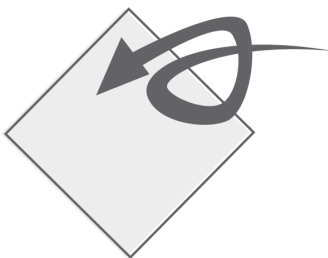
1. With the help of an adult, cut out your fortune-teller page.



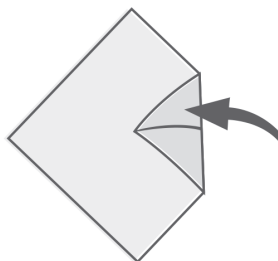
2. Place it facedown.



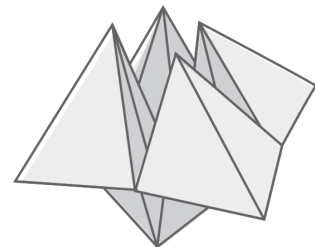
3. Fold each corner in to the center of the square.



4. Flip the fortune-teller over.



5. Fold each corner in to the center of the square again.



6. Put your fingers in the corner flaps in the fortune-teller, and start telling fortunes!

How to Play

Have your friend pick one of the first four words. Spell the word out loud as you flip the fortune-teller back and forth. Have your friend pick one of the years. Add up the numbers in the year, and then flip the fortune-teller back and forth that many times. Then have your friend pick a new number. Flip up that flap, and their future will be revealed!